

Zoli BHB Stock Grip device

ZOLI ANTONIO srl
Via Zanardelli, 39 - Gardone VT (BS) Italy
Tel +39 030/8912161/2 - Fax 030/8911165 - info@zoli.it



Congratulations on your purchase of a Zoli “BHB” Stock grip balancing system.

The Zoli BHB Stock device allows you to easily and quickly balance your shotgun by applying from one to six threaded disk weights inside the grip of the stock.

The system comes with:


Cylindrical Housing (No. 1): unit permanently inserted in your stock grip.

Threaded Cap Screw (No. 2): removable unit which caps the system and houses the disks provided.

Weights (No. 3): 6- 11g. weights which screw onto the cap screw.

Wrench (No. 4): to mount and remove screw/cap.

Antivibration ring (No. 5): 1 nylon ring to be positioned between the first and the second block applied.



Please look at the pictures below to fully understand the use of the system:

Photo no. 1 – unscrewing and screwing the system

Photo no. 2 – applying and removing threaded weights.


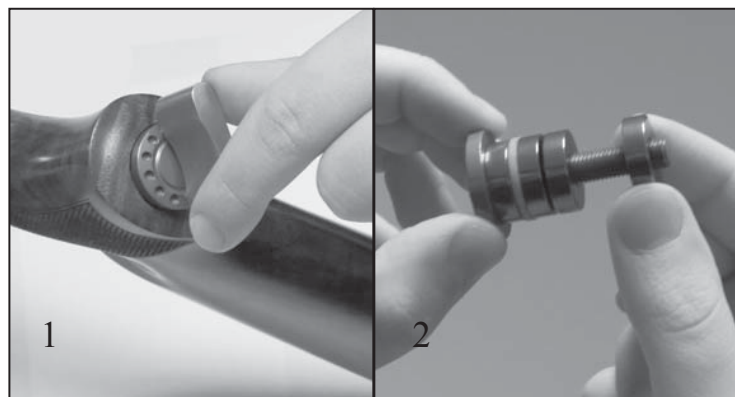



Photo no. 3 – correct position of the anti vibration ring

Photo no. 4 – how to check the shotgun balance



General remarks

A shotgun is normally balanced on the pin (see photo no. 4 on the previous page). However that is not always the best for every shooter. Adding butt pads, recoil absorbing devices, extended chokes, etc., alters the balance of a gun. Balancing a gun by applying more weight at its ends or stock bolt may be easier but is less effective. It often ruins swing dynamics, requires more swing energy, increases fatigue and limits control of the gun. Balancing a gun requires full understanding of your own shooting style and technique.

By using the Zoli BHB flexible weight system you will be able to fully customize the balance of your shotgun while you shoot a practice round. It offers endless solutions without compromising the original structure of your gun which can be to the original at any time.

The BHB Stock Grip Weight device yields the best possible results when combined with the Zoli BHB Barrel Weight system. Both have been designed, made and patented by Zoli S.r.L. Both apply adjustable weights Between The Hands.

WARNING

Prevent the Zoli BHB system components such as weights and antivibration ring from getting into the shotgun barrels. Before using the gun, always make sure the barrels are free from obstructions. Don't leave Zoli BHB system components loose in your case or barrel socks as they could accidentally enter the barrel. Obstructions in the barrels generate excessive pressures and may create damage to the gun and personal injury. Negligence and ignorance cannot be tolerated while using a shotgun. You can make the difference. Zoli Srl shall not be held responsible for any damage or injury deriving from improper use of the BHB system.

Zoli BHB Barrel Weight System


ZOLI ANTONIO srl
Via Zanardelli, 39 - Gardone VT (BS) Italy
Tel +39 030/8912161/2 - Fax 030/8911165 - info@zoli.it



Congratulations on your purchase of a Zoli “BHB” Barrel Weight system.

The Zoli Between The Hands Barrel Weight system will allow you to easily and quickly balance your shotgun by applying from one to twenty weights on the side ribs under the forearm.

The system comes with the following components:



Stop Device: 2 pieces. Introducing the device into the specific slots created in the side rib, you will prevent the magnetic block weights from moving forward while shooting (No.1)
Standard weights: 20 magnetic block weights to be applied

to the side ribs of the barrel (No.2)

Remover: Tool useful to apply and remove weights (No.3)

Instructions


It is very easy and fast to apply the Zoli BHB Barrel Weight system.

The magnetic weights are fragile by nature. Please handle them with care to prevent damage.

Be careful when:

-Mounting: Apply one at a time on the side rib of the barrel (delicately rest it on the iron – see photo No. 4).

-Removing: Use the specific tool – see photo no. 5.




There are two types of standard magnetic weights: one type is marked Z+ and the other Z-.

If you want to perfectly match the weights and get the best possible adhesion, you will need to match a positive pole with a negative. For example, a sequence could be Z+Z-Z+Z-Z+ (see photo No. 6).

The best possible location for the weights is in the rib area under the wood forend (see photo No. 7).

Once you determine how many weights to apply, we suggest placing an equal number on each side of the barrel (the magnetic



weights have a strong grip. Make sure not to damage the bluing while you apply/remove them).

Complete the operation by applying the Stop in the slot just ahead of the last weight mounted (towards the muzzle). The Stop will prevent the weights from moving forward while shooting (due to recoil).

General remarks

A shotgun is normally balanced on the pin (see photo No. 4 on the previous page). However, depending on the size and condition of the shooter, it is important to be able to fine tune balance and swing control. Balancing a gun by applying more weight at its ends or on the stock bolt is common but generally has a negative effect on swing dynamics. It often causes the excessive use of swing energy and causes shooter fatigue. The Zoli BHB System keeps all added weight between the hands allowing you to customize the swing dynamic and control to suit your needs. Balancing a gun requires full understanding of your own shooting style and technique.

By using the Zoli BHB flexible weight system you will be able to fully customize the balance of your shotgun. It offers endless solutions without compromising the original structure of your gun, which can be converted back to the original at any time.

The BHB Barrel Weight System yields the best possible results when combined with the Zoli BHB Stock Grip Device. Both systems have been designed, manufactured and patented by Zoli S.r.L.

WARNING

Prevent the Zoli BHB system components such as weights, tools and antivibration ring from getting into the shotgun barrels. Before using the gun, always make sure the barrels are free from obstructions. Don't leave Zoli BHB system components loose in your case or barrel socks as they could accidentally enter the barrel. Obstructions in the barrels generate excessive pressures and may create damage to the gun and personal injury. Negligence and ignorance cannot be tolerated while using a shotgun. You are responsible for understanding and observing all warnings and procedures. Zoli Srl shall not be held responsible for any damage or injury caused by improper use of the BHB system.